WORLD MARKETS AT A GLANCE

FT.COM/MARKETSDATA

Change during previous day's trading (%)

S&P 500	Nasdaq Composite	Dow Jones Ind	FTSE 100	FTSE EuroFirst	Nikkei	Hang Seng	FTSE All World	$ per €	$ per £	¥ per $	£ per €	Oil Brent $	Gold $
4.74%	11.23%	3.06%	1.30%	1.88%	Closed	-0.12%	3.27%	-0.7831%	-0.6335%	0.4347%	-0.1491%	-2.14%	3.63%

Stock Market movements over last 30 days, with the FTSE All-World in the same currency as a comparison

AMERICAS

S&P 500 — New York (Oct 23 - Nov 23 — Index — All World)

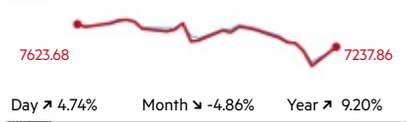

Day ↗ 4.74% Month ↘ -4.86% Year ↗ 9.20%

Nasdaq Composite — New York

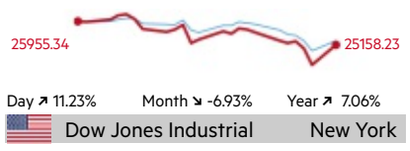

Day ↗ 11.23% Month ↘ -6.93% Year ↗ 7.06%

Dow Jones Industrial — New York



Day ↗ 3.06% Month ↘ -4.87% Year ↗ 7.65%

S&P/TSX COMP — Toronto (Oct 23 - Nov 23 — Index — All World)

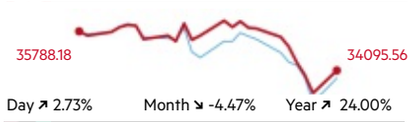

Day ↗ 2.73% Month ↘ -4.47% Year ↗ 24.00%

IPC — Mexico City

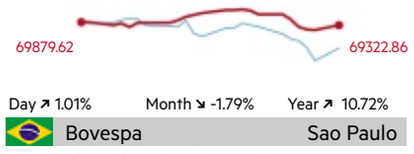

Day ↗ 1.01% Month ↘ -1.79% Year ↗ 10.72%

Bovespa — Sao Paulo



Day ↘ -1.20% Month ↘ -19.37% Year ↗ 6.42%

EUROPE

FTSE 100 — London (Oct 23 - Nov 23 — Index — All World)

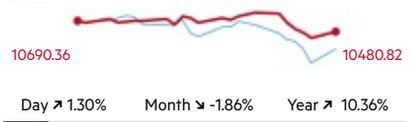

Day ↗ 1.30% Month ↘ -1.86% Year ↗ 10.36%

FTSE Eurofirst 300 — Europe

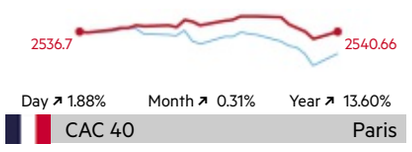

Day ↗ 1.88% Month ↗ 0.31% Year ↗ 13.60%

CAC 40 — Paris



Day ↗ 1.48% Month ↗ 3.51% Year ↗ 1.28%

Xetra Dax — Frankfurt (Oct 23 - Nov 23 — Index — All World)

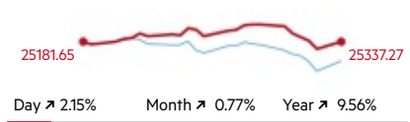

Day ↗ 2.15% Month ↗ 0.77% Year ↗ 9.56%

Ibex 35 — Madrid



Day ↗ 1.63% Month ↗ 1.17% Year ↗ 20.92%

FTSE MIB — Milan

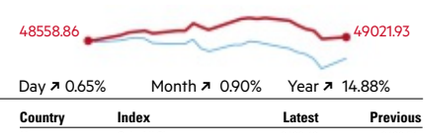

Day ↗ 0.65% Month ↗ 0.90% Year ↗ 14.88%

ASIA

Nikkei 225 — Tokyo (Oct 23 - Nov 23 — Index — All World)



Day → Closed Month ↘ -9.98% Year ↗ 23.68%

Hang Seng — Hong Kong



Day ↘ -0.12% Month ↘ -3.07% Year ↘ -13.34%

Shanghai Composite — Shanghai

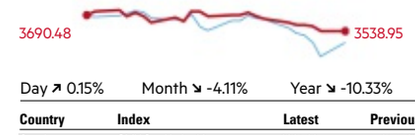

Day ↗ 0.15% Month ↘ -4.11% Year ↘ -10.33%

Kospi — Seoul (Oct 23 - Nov 23 — Index — All World)



Day ↘ -3.31% Month ↘ -15.17% Year ↗ 19.83%

FTSE Straits Times — Singapore



Day ↘ -0.43% Month ↘ -8.64% Year ↗ 13.07%

BSE Sensex — Mumbai

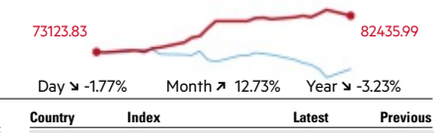

Day ↘ -1.77% Month ↗ 12.73% Year ↘ -3.23%

Country	Index	Latest	Previous
Australia	All Ordinaries	8671.00	8692.80
Australia	S&P ASX 200	8570.60	8592.60
Australia	S&P ASX 200 Res	6622.90	6530.00
Austria	ATX	6342.01	6204.21
Belgium	BEL 20	5887.79	5797.75
Belgium	BEL Mid	6392.61	6343.02
Brazil	IBovespa	164372.07	166376.43
Canada	S&P TSX 60	2035.69	1984.16
Canada	S&P TSX Comp	34095.56	33189.85
Chile	SS&P/CLX IGPA GEN	56920.02	56920.02
China	China FTSE A200	9901.21	9908.35
China	China Shanghai A	3710.79	3705.32
China	China Shanghai B	262.64	263.55
China	China Shanghai Comp	3538.95	3533.79
China	Shenzhen A	2060.86	2013.80
China	Shenzhen B	1085.25	1091.33
Croatia	CROBEX	4400.62	4416.53
Cyprus	CSE M&P GEN	311.34	310.64

Country	Index	Latest	Previous
Czech Republic	Czech Republic PX	2594.27	2568.10
Denmark	OMXC Copenhagen 20	1615.46	1594.23
Egypt	EGX 30	50712.00	49989.80
Estonia	OMX Tallinn	2232.71	2240.36
Finland	OMX Helsinki General	12619.71	12372.20
France	French CAC40	8044.84	7927.75
France	SBF 120	6078.20	5990.19
Germany	M-DAX	29296.26	28740.31
Germany	Tec-Dax	3885.94	3810.97
Germany	XETRA Dax	25337.27	24802.78
Greece	Athens	2562.36	2552.70
Greece	FTSE/ASEA	6572.70	6539.78
Hong Kong	Hang Seng	22383.74	22410.80
Hong Kong	HS China Enterprises	7527.98	7554.37
Hong Kong	HSCC Red Chip	3750.38	3787.50
Hungary	Bux	140363.31	137648.73
India	BSE Sensex	82435.99	83919.71
Indonesia	Jakarta Comp	5215.85	5146.33

Country	Index	Latest	Previous
Ireland	ISEQ Overall	14641.94	14378.74
Israel	Tel Aviv 125	3768.97	3752.65
Italy	FTSE Italia All-Share	51654.92	51301.81
Italy	FTSE Italia Mid Cap	61136.97	60042.19
Italy	FTSE MIB	49021.93	48703.72
Japan	Nikkei 225	Closed	56436.65
Japan	Topix	Closed	3674.22
Kuwait	KSX Market Index	8386.68	8403.39
Latvia	OMX Riga	1004.21	1009.16
Lithuania	OMX Vilnius	1478.65	1482.87
Luxembourg	LuxX	1729.56	1697.40
Mexico	IPC Mexico City	69322.86	68629.46
Malaysia	FTSE Bursa KLCI	1549.05	1556.51
Morocco	MASI	16882.60	16974.44
Netherlands	AEX	1089.08	1066.15
Netherlands	AEX All Share	1429.64	1383.76
New Zealand	NZX 50	13730.53	14107.41
Nigeria	SE All Share	246478.90	247660.74

Country	Index	Latest	Previous
Norway	Oslo All Share	2439.48	2426.51
Pakistan	KSE 100	177473.85	177382.57
Philippines	Manila Comp	5353.07	5306.98
Poland	Wig	156509.20	151743.67
Portugal	PSI 20	9315.86	9279.88
Portugal	PSI General	6291.46	6251.99
Romania	Romania BET Index	33966.78	34101.01
Russia	Russia Traded Index in USD	988.10	988.10
Saudi Arabia	TADAWUL All Share Index	9937.26	9960.44
Singapore	FTSE Straits Times	4953.81	4975.17
Slovakia	SAX	297.31	297.31
Slovenia	SBI TOP	2919.42	2932.29
South Africa	FTSE/JSE All Share	106428.34	104638.77
South Africa	FTSE/JSE Res	58731.97	57441.07
South Africa	FTSE/JSE Top 40	98669.34	96832.98
South Korea	Kospi	4708.54	4869.96
South Korea	Kospi 200	730.83	755.34
Spain	Spain IBEX 35	19181.10	18873.10

Country	Index	Latest	Previous
Sweden	OMX Stockholm 30	3261.32	3175.06
Sweden	OMX Stockholm AS	1131.90	1104.12
Switzerland	SMI Index	14735.64	14572.14
Taiwan	Weighted Stock Index	36811.89	36033.29
Thailand	Bangkok SET	1454.49	1453.28
Turkiye	BIST 100	11104.38	11131.32
UK	FTSE 100	10480.82	10346.34
UK	FTSE 4Good UK	9195.13	9088.27
UK	FTSE All Share	5654.30	5579.84
UK	FTSE techMARK 100	9063.79	8865.90
U.S.A.	Dow Jones Composite	15834.60	15432.99
U.S.A.	Dow Jones Industrial	49619.62	48147.33
U.S.A.	Dow Jones Transport	20075.22	19625.11
U.S.A.	Dow Jones Utilities	424.97	420.30
U.S.A.	Nasdaq 100	26626.85	25028.98
U.S.A.	Nasdaq Composite	25158.23	22617.73
U.S.A.	NYSE Composite	23256.04	22657.82
U.S.A.	S&P 500	7237.86	6910.39

Country	Index	Latest	Previous
Venezuela	IBC	9157.61	9157.61
Vietnam	Viet Nam Index	1697.14	1688.79
Cross-Border	Euro Stoxx 50 (Eur)	6074.47	5941.95
Netherlands	Euronext 100 ID	1833.58	1801.04
Cross-Border	FTSE 4Good Global ($)	19544.98	18850.48
Cross-Border	FTSE All World ($)	694.03	673.05
Cross-Border	FTSE E300	2540.66	2493.77
Cross-Border	FTSE Eurotop 100	4877.38	4783.44
Cross-Border	FTSE Global 100 ($)	5250.61	4978.47
Cross-Border	FTSE Gold Min ($)	4415.30	4415.30
Cross-Border	FTSE Latibex Top (Eur)	5041.80	5078.60
Cross-Border	FTSE World ($)	1295.67	1253.98
Cross-Border	FTSEurofirst 100 (Eur)	6924.64	6790.10
Cross-Border	FTSEurofirst 80 (Eur)	8262.50	8077.13

STOCK MARKET: BIGGEST MOVERS

AMERICA

ACTIVE STOCKS	stock traded m's	close price	Day's change
Nvidia	526.74	166.12	40.59
Intel	76.25	57.78	6.50
Super Micro Compter	39.74	24.85	-
Micron Technology	30.94	710.60	116.09
Advanced Micro Devices	29.09	459.23	34.84
Amazon.com	27.46	257.47	10.65
CrowdStrike Hldgs	25.34	206.80	-22.64
Tesla	25.08	389.75	43.93
Alphabet Cl A	21.91	283.30	18.01
Apple	21.56	348.61	6.05

BIGGEST MOVERS	Close price	Day's change	Day's change%
Ups			
Nvidia	166.12	40.59	32.33
Dell Technologies	339.00	60.98	21.93
Micron Technology	710.60	116.09	19.53
Corning	109.94	15.56	16.49
Western Digital	300.45	39.34	15.07
Downs			
CrowdStrike Hldgs	206.80	-22.64	-9.87
Int'l Paper Co	29.15	-1.21	-3.99
Tyson Foods	62.56	-2.56	-3.92
Constellation Brands	137.29	-4.58	-3.23
Brown Forman	29.08	-0.84	-2.81

LONDON

ACTIVE STOCKS	stock traded m's	close price	Day's change
Lloyds Bkg Gp	221.56	0.96	0.02
Vodafone	136.18	1.03	-0.06
BP	58.13	5.47	-0.03
Barclays	43.49	4.12	0.14
HSBC	41.60	12.74	0.40
Haleon	38.67	3.42	-0.03
NatWest Group	32.12	5.91	0.16
Glencore	31.92	4.63	0.14
Legal & General	28.67	2.94	0.03
Intl Cons Airlines	26.17	4.55	0.17

BIGGEST MOVERS	Close price	Day's change	Day's change%
Ups			
Polar Capital Technology Trust	5.58	0.43	8.35
Raspberry Pi Holdings	4.69	0.35	8.01
Pacific Horizon Inv Trust	9.18	0.64	7.49
Atalaya Mining Copper	7.58	0.48	6.84
Oxford Instruments	25.42	1.60	6.72
Downs			
Vistry Group	2.01	-0.15	-7.02
EnQuest	0.25	-0.01	-5.08
Vodafone	1.03	-0.06	-5.08
Cranswick	54.10	-1.40	-2.52
BT Group	2.08	-0.04	-2.07

EURO MARKETS

ACTIVE STOCKS	stock traded m's	close price	Day's change
Intesa Sanpaolo	57.82	5.84	-0.06
Stellantis	48.67	3.22	0.09
Banco Santander	19.64	10.57	0.25
Nokia	19.62	7.02	0.57
Enel	18.92	9.50	0.09
Royal KPN	12.58	4.26	-0.08
Banco De Sabadell	11.52	3.61	-
Iberdrola	11.52	22.83	0.16
Telefonica	11.06	3.32	-0.04
Telia Co	8.58	49.73	0.28

BIGGEST MOVERS	Close price	Day's change	Day's change%
Ups			
STMicroelectronics	40.01	3.29	8.96
ASML Holding	1272.20	104.20	8.92
Nokia	7.02	0.57	8.91
ASM Int'l	692.60	53.00	8.29
Siemens Energy	126.46	8.14	6.88
Downs			
Wolters Kluwer CVA	83.88	-2.00	-2.33
Repsol	27.82	-0.64	-2.25
Tenaris	24.84	-0.56	-2.20
Unicredit	76.80	-1.48	-1.89
Royal KPN	4.26	-0.08	-1.82

TOKYO

ACTIVE STOCKS	stock traded m's	close price	Day's change
Nippon Tel & Tel	200.48	167.70	-1.20
SoftBank Grp Corp	109.92	3025.00	-512.00
Tokio Marine Hldgs	97.23	577.50	11.50
SoftBank Corp	77.81	244.10	-3.30
Fujikura	61.15	2252.00	-312.50
Archion	58.33	266.00	-
Mitsubishi UFJ	53.28	3024.00	-173.00
Rakuten Group	45.93	554.70	-
Furukawa Electric	41.57	1620.00	-235.00
Nippon Steel	40.10	667.00	-20.60

BIGGEST MOVERS	Close price	Day's change	Day's change%
Ups			
Tokio Marine Hldgs	577.50	11.50	2.03
Sompo Hldgs	6994.00	138.00	2.01
Nissan Motor Co	266.30	3.70	1.41
Trend Micro	7583.00	77.00	1.03
Nomura Research Ins	6080.00	55.00	0.91
Downs			
SoftBank Grp Corp	3025.00	-512.00	-14.48
Mitsui Mining & Smelting	1120.00	-172.00	-13.31
Furukawa Electric	1620.00	-235.00	-12.67
Fujikura	2252.00	-312.50	-12.19
Sumitomo Metal Mining	5368.00	-687.00	-11.35

UK MARKET WINNERS & LOSERS

FTSE 100	price(£)	% Chg week	% Chg ytd
Winners			
ConvaTec	2.69	6.41	10.61
Babcock Intl	10.42	3.73	-16.17
Kingfisher	3.90	3.21	24.56
Rentokil Initial	3.71	2.29	-17.07
Compass	25.97	1.79	9.86
Croda International	38.83	1.60	44.08
Intl Cons Airlines	4.55	0.37	9.87
DCC Energy	64.70	0.15	39.74
3i Group	25.85	0.12	-20.78
Intertek Group	59.45	-	28.51
Losers			
Vodafone	1.03	-12.62	4.01
Investec	5.54	-11.14	0.54
Endeavour	33.19	-10.18	-14.28
Ithaca Energy	2.31	-9.21	39.20
Antofagasta	27.69	-9.18	-15.55
St James's Place	10.70	-8.90	-22.72
Standard Chartered	20.10	-8.68	10.32
Anglo American	33.32	-7.57	8.01
Glencore	4.63	-7.50	14.00
JD Sports Fashion	0.88	-7.10	4.66

FTSE 250	price(£)	% Chg week	% Chg ytd
Winners			
Hays	0.76	33.16	34.10
Michael Page	2.34	12.07	-0.59
Vesuvius	4.73	3.82	19.20
Chemring Group	5.34	3.79	13.12
FirstGroup	2.39	2.49	25.29
Johnson Matthey	24.40	2.43	-14.16
Hill & Smith	28.95	2.12	35.28
Ashoka India Equity IT	2.75	2.04	1.29
PPHE Hotel Group	15.86	1.93	-11.69
Biopharma Credit	0.76	1.90	11.89
Losers			
Workspace Group	2.94	-15.42	-26.32
Vistry Group	2.01	-13.35	-68.63
Close Brothers Gp	3.40	-12.86	-34.89
Energean	6.16	-11.56	-30.47
Ashmore Group	1.82	-10.74	3.17
Genus	21.04	-9.78	-18.92
EnQuest	0.25	-9.34	138.21
Atalaya Mining Copper	7.58	-8.57	-11.40
BlackRock World Mining Trust	7.70	-8.55	-4.23

FTSE Small Cap	price(£)	% Chg week	% Chg ytd
Winners			
Kenmare Resources	2.93	12.26	18.62
ASA International	2.91	6.20	53.56
Ibstock	0.73	5.70	-47.53
Robert Walters	1.42	5.58	4.41
AVI Japan Opportunity Tst	1.80	3.74	4.94
India Capital Growth Fund	1.85	3.35	8.82
Global Opportunities Trust	3.28	3.31	-2.67
Funding Circle Holdings	2.52	3.06	99.76
Baillie Gifford Euro Gwth Tst	1.25	2.87	15.67
Capricorn Energy	4.35	2.84	122.85
Losers			
Capita	0.62	-77.68	-84.59
Crest Nicholson Holdings	0.44	-30.71	-69.34
McBride	1.34	-25.25	-8.32
PayPoint	6.14	-20.47	29.67
Trifast	0.70	-20.27	2.34
Liontrust Asset Management	2.33	-16.79	-12.24
Future	2.61	-14.30	-50.39
Speedy Hire	0.12	-13.27	-52.40
Rockwood Strategic	2.76	-12.80	-5.48
Tullow Oil	0.08	-11.15	34.38

Industry Sectors	price(£)	%Chg week	%Chg ytd
Winners			
Consumer Services	4555.95	1.79	9.86
Chemicals	8959.44	0.79	25.08
Medical Equipment & Svcs	5886.14	0.44	-1.67
Retailers	3186.49	-0.69	16.47
Industrial Transportation	4700.06	-0.91	19.18
Travel & Leisure	11030.58	-0.99	11.89
Consumer Discretionary	6380.45	-1.04	5.80
Health Care Providers	11167.78	-1.20	40.72
Nonlife Insurance	6259.18	-1.27	36.03
Aerospace & Defense	22163.59	-1.47	10.39
Losers			
Alternative Energy	23.48	-13.55	6.78
Telecomms Svc Providers	3071.70	-8.57	7.11
Telecommunications	1969.10	-8.57	7.11
PayPoint	27004.87	-8.20	-21.78
Techn Hardware & Equip	94.74	-8.14	56.37
Biotechnology	21072.24	-7.12	-4.37
Industrial Metals & Mining	7705.47	-7.03	3.84
Real Estate Investment & Svcs	2159.15	-6.76	0.82
Tobacco	48024.32	-6.74	1.07
Basic Materials	8596.12	-6.71	2.25

CURRENCIES

Nov 23	Closing Mid	DOLLAR Day's Change	DOLLAR Weeks Change	Closing Mid	EURO Day's Change	EURO Weeks Change	Closing Mid	POUND Day's Change	POUND Weeks Change
Argentine Peso	1579.7507	3.5902	31.5094	1721.3753	-9.6430	17.3810	2056.5984	-8.4083	15.1649
Australian Dollar	1.5102	0.0056	0.0286	1.6456	-0.0069	0.0150	1.9661	-0.0052	0.0125
Bahraini Dinar	0.3773	–	–	0.4112	-0.0032	-0.0040	0.4912	–	–
Bolivian Boliviano	11.7500	–	0.0800	12.8034	-0.1010	-0.0406	15.2967	-0.0975	-0.0907
Brazilian Real	5.9764	0.0360	0.2127	6.5122	-0.0118	0.1687	7.7804	-0.0024	0.1807
Canadian Dollar	1.4370	0.0048	0.0065	1.5659	-0.0071	-0.0087	1.8708	-0.0056	-0.0154
Chilean Peso	1015.1700	-5.0750	14.2850	1106.1801	-14.3040	4.6060	1321.5992	-15.0749	1.8822
Chinese Yuan	6.6643	-0.0096	-0.0036	7.2618	-0.0679	-0.0770	8.6760	-0.0678	-0.1160
Colombian Peso	3503.1300	37.1300	182.7000	3817.1857	10.6510	162.7203	4560.5500	19.5698	182.3967
Costa Rican Colon	444.0400	-0.3550	-1.4100	483.8485	-4.2086	-6.4141	578.0741	-4.1506	-9.2747
Czech Koruna	22.4200	0.1400	0.2298	24.4300	-0.0390	0.0075	29.1875	-0.0026	-0.0714
Danish Krone	6.8590	0.0533	0.0671	7.4740	-0.0004	-0.0013	8.9295	0.0130	-0.0261
Egyptian Pound	54.2400	0.4300	0.5600	59.1026	0.0058	0.0224	70.6124	0.1132	-0.1674
Hong Kong Dollar	7.8430	0.0054	-0.0028	8.5460	-0.0615	-0.0890	10.2104	-0.0581	-0.1347
Hungarian Forint	338.4573	-1.5746	7.2061	368.8000	-4.6400	4.2250	440.6207	-4.8722	3.8494
Indian Rupee	92.9087	0.2325	-1.0162	101.2381	-0.5436	-2.1359	120.9533	-0.4665	-2.8915

Nov 23	Closing Mid	DOLLAR Day's Change	DOLLAR Weeks Change	Closing Mid	EURO Day's Change	EURO Weeks Change	Closing Mid	POUND Day's Change	POUND Weeks Change
Indonesian Rupiah	18195.0000	-70.0000	-55.0000	19826.1820	-233.3550	-259.7690	23687.1620	-242.7290	-376.3770
Israeli Shekel	3.3013	-0.0401	0.0574	3.5972	-0.0725	0.0271	4.2977	-0.0800	0.0207
Japanese Yen	159.4150	0.6900	-0.1600	173.7065	-0.6132	-1.9217	207.5344	-0.4191	-2.8733
Kenyan Shilling	130.1500	0.0500	0.1000	141.8180	-1.0643	-1.3151	169.4358	-1.0147	-2.0416
Kuwaiti Dinar	0.3121	0.0003	0.0004	0.3401	-0.0024	-0.0030	0.4063	-0.0022	-0.0047
Malaysian Ringgit	4.1230	0.0105	0.0285	4.4926	-0.0239	-0.0138	5.3675	-0.0204	-0.0312
Mexican Peso	19.1560	0.1176	0.5560	20.8733	-0.0356	0.4022	24.9382	-0.0050	0.4131
New Zealand Dollar	1.8391	0.0174	0.0239	2.0040	0.0033	0.0062	2.3942	0.0076	0.0008
Nigerian Naira	1395.5000	21.2800	38.0800	1520.6081	11.3709	26.6306	1816.7342	16.2997	26.9055
Norwegian Krone	9.8720	0.1020	0.2236	10.7570	0.0272	0.1380	12.8519	0.0517	0.1300
Pakistani Rupee	276.4250	–	-0.0750	301.2065	-2.3772	-3.1093	359.8639	-2.2943	-4.7151
Peruvian New Sol	3.4469	-0.0074	0.0329	3.7559	-0.0378	-0.0016	4.4874	-0.0383	-0.0142
Philippine Peso	63.8650	0.0500	-0.0850	69.5905	-0.4943	-0.7929	83.1427	-0.4646	-1.1786
Polish Zloty	4.0786	0.0209	0.0799	4.4443	-0.0122	0.0432	5.3098	-0.0066	0.0372
Romanian Leu	4.9090	0.0381	0.0517	5.3491	-0.0004	0.0032	6.3909	0.0092	-0.0138
Russian Rouble	81.9250	0.1000	-0.6250	89.2696	-0.5947	-1.5849	106.6542	-0.5490	-2.1922

Nov 23	Closing Mid	DOLLAR Day's Change	DOLLAR Weeks Change	Closing Mid	EURO Day's Change	EURO Weeks Change	Closing Mid	POUND Day's Change	POUND Weeks Change
Saudi Riyal	3.7522	0.0004	-0.0001	4.0886	-0.0318	-0.0412	4.8848	-0.0306	-0.0628
Singapore Dollar	1.2924	0.0031	0.0033	1.4082	-0.0077	-0.0105	1.6825	-0.0066	-0.0172
South African Rand	17.4013	-0.0587	0.4187	18.9612	-0.2142	0.2703	22.6538	-0.2215	0.2616
South Korean Won	1346.3000	10.1000	10.3500	1466.9958	-0.4859	-3.3508	1752.6807	2.0582	-8.8363
Swedish Krona	10.2988	0.0859	0.2024	11.2220	0.0058	0.1099	13.4074	0.0270	0.0948
Swiss Franc	0.8439	0.0047	0.0048	0.9196	-0.0021	-0.0039	1.0987	-0.0008	-0.0078
Taiwan Dollar	32.9130	-0.0645	-0.0290	35.8636	-0.3538	-0.3923	42.8478	-0.3577	-0.5878
Thai Baht	34.0200	0.1050	0.1025	37.0699	-0.1773	-0.2597	44.2889	-0.1448	-0.4330
Tunisian Dinar	3.0810	0.0239	0.0346	3.3572	-0.0003	0.0044	4.0110	0.0056	-0.0050
Turkish Lira	50.5999	0.0224	0.2082	55.1362	-0.4106	-0.3250	65.8735	-0.3907	-0.5769
UAE Dirham	3.6730	-0.0001	–	4.0023	-0.0316	-0.0402	4.7817	-0.0306	-0.0613
Pound Sterling	0.7681	0.0049	0.0097	0.8370	-0.0012	0.0023	1.0000	–	–
Vietnamese Dong	25787.5000	-14.0000	23.5000	28099.3500	-237.1490	-256.5090	33571.4580	-232.3790	-399.6660
Euro	0.9177	0.0072	0.0091	1.0000	–	–	1.1947	0.0017	-0.0033

FTSE ACTUARIES SHARE INDICES

	£ Strlg Nov 23	Day's chg%	Euro Index	£ Strlg Nov 20	£ Strlg Nov 19	Year ago	Div Yield	Div Cover	P/E ratio	XD adj	Total Return
FTSE 100 (100)	10480.82	1.30	9759.72	10346.34	10452.68	9931.38	3.12	2.44	13.14	312.35	12395.05
FTSE 100 ex Investment Trusts (95)	3430.12	1.25	3194.12	3387.76	3420.56	3251.79	3.16	2.30	13.80	103.41	33905.92
FTSE 250 (251)	24061.90	1.73	22406.40	23651.73	24192.21	22470.38	3.26	2.74	11.19	710.60	22880.08
FTSE 250 ex Inv Co (164)	25175.96	1.60	23443.80	24778.91	25319.39	23306.14	3.29	1.70	17.90	762.72	24530.28
FTSE 350 (351)	5717.06	1.35	5323.71	5641.09	5706.71	5409.23	3.14	2.47	12.89	170.17	13400.77
FTSE 350 ex Investment Trusts (259)	5655.38	1.28	5266.28	5584.03	5643.33	5351.90	3.17	2.25	14.05	170.50	6863.95
FTSE 350 Higher Yield (134)	5045.78	0.76	4698.62	5007.80	5041.72	4626.85	4.30	2.14	10.88	201.17	14108.57
FTSE 350 Lower Yield (217)	5766.07	2.02	5369.35	5652.05	5749.12	5645.00	1.82	3.36	16.30	104.48	7702.48
FTSE SmallCap (174)	7911.85	0.35	7367.50	7884.52	8024.31	7537.89	4.12	1.52	15.96	270.56	15428.08
FTSE SmallCap ex Inv Co (95)	6585.20	-0.68	6132.13	6630.18	6754.49	6260.89	3.88	0.44	58.23	188.48	13271.24
FTSE SmallCap Financials ex Inv Co (13)	143.00	0.67	139.30	142.05	145.44	150.06	5.59	1.50	11.93	7.07	192.24
FTSE All-Share (525)	5654.30	1.33	5265.28	5579.84	5645.16	5350.38	3.15	2.46	12.92	168.63	13384.94
FTSE All-Share ex Inv Co (354)	5551.78	1.27	5169.80	5482.40	5540.90	5253.82	3.17	2.23	14.12	167.32	6841.28
FTSE Fledgling (41)	12213.27	1.10	11372.98	12080